

Annual Town Meeting

March 12, 2011




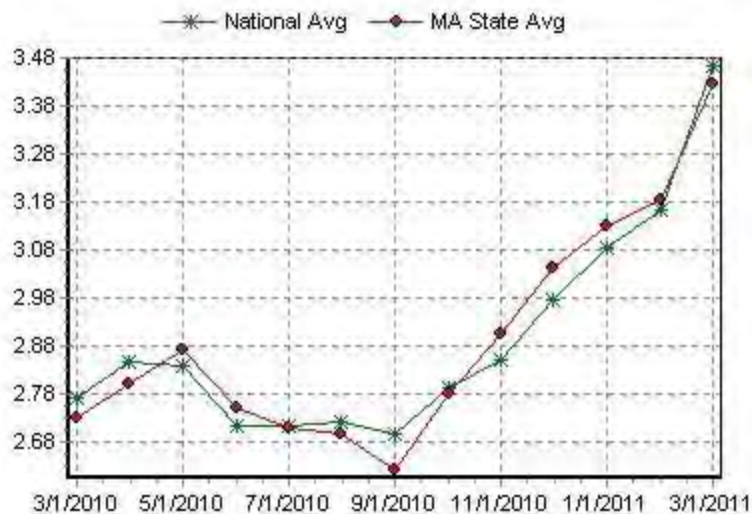
Town Manager FY12 Budget Presentation

**Richard R. MacDonald
Duxbury Town Manager**

***Town Moderator
Friend Weiler***







Massachusetts Average Prices

	Regular	Mid	Premium	Diesel
Current Avg.	\$3.501	\$3.618	\$3.734	\$3.970

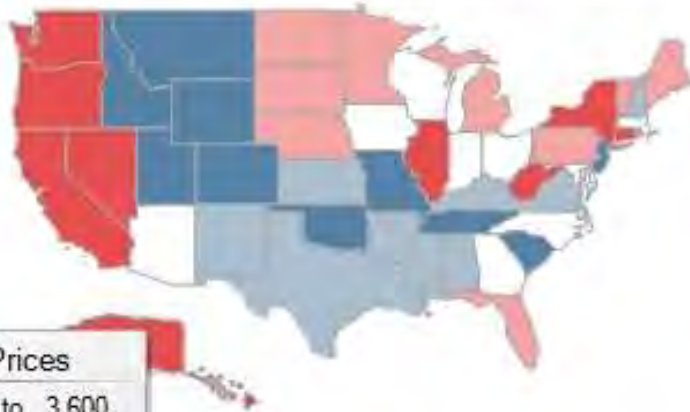
Yesterday Avg.	\$3.497	\$3.614	\$3.731	\$3.966
-----------------------	----------------	----------------	----------------	----------------

Week Ago Avg.	\$3.421	\$3.535	\$3.646	\$3.886
----------------------	----------------	----------------	----------------	----------------

Month Ago Avg.	\$3.156	\$3.263	\$3.376	\$3.599
-----------------------	----------------	----------------	----------------	----------------

Year Ago Avg.	\$2.735	\$2.941	\$3.053	\$2.967
----------------------	----------------	----------------	----------------	----------------

Click anywhere on map for state-by state list of average fuel prices.



Retail Prices	
Red	3.970 to 3.600
Light Red	3.591 to 3.548
White	3.538 to 3.481
Light Blue	3.481 to 3.428
Dark Blue	3.418 to 3.242

Information Gathered from AAA Website

<http://fuelgaugereport.aaa.com/?redirectto=http://fuelgaugereport.opisnet.com/index.asp>
on 3/7/11

Summary:

Duxbury Town, Massachusetts; General Obligation

**STANDARD
& POOR'S**

Credit Profile

US\$3.15 mil GO mun purp loan of 2010 unlt'd tax dtd 03/15/2010 due 03/15/2025

Long Term Rating

AAA/Stable

New

Duxbury Twn GO

Long Term Rating

AAA/Stable

Affirmed



Moody's Investors Service

New Issue: MOODY'S ASSIGNS Aa2 RATING TO DUXBURY'S (MA) \$3.15 MILLION G.O. BONDS

Global Credit Research - 26 Feb 2010

TOTAL OF \$23 MILLION IN RATED DEBT OUTSTANDING, INCLUDING CURRENT ISSUE

Municipality
MA

MOODY'S

Moody's Rating

ISSUE

RATING

General Obligation Municipal Purpose Loan of 2010 Bonds Aa2

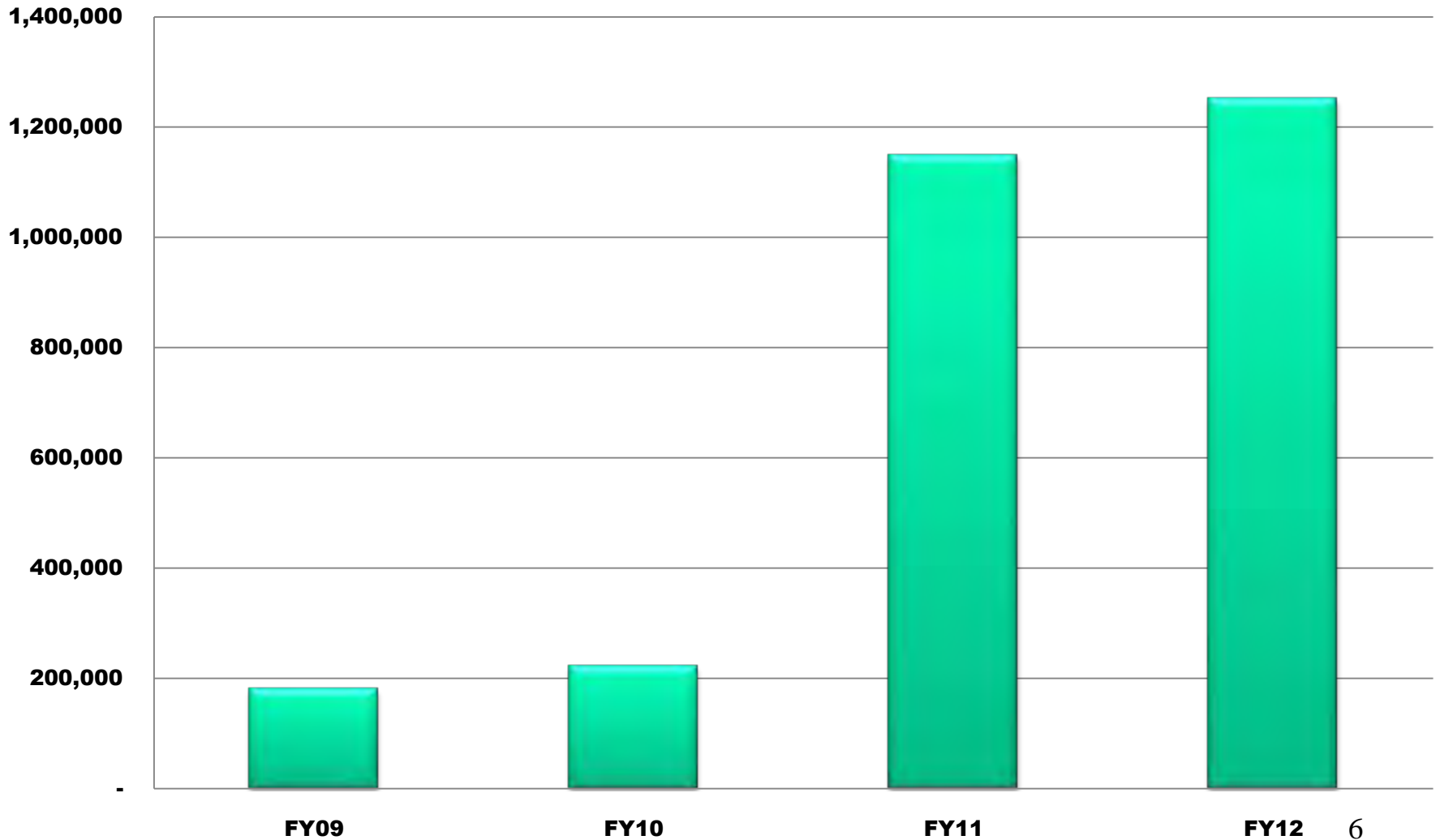
Sale Amount \$3,150,000

Expected Sale Date 03/18/10

Rating Description General Obligation Unlimited Tax

NARROWED FINANCIAL POSITION EXPECTED TO REMAIN SOUND GIVEN REDUCED USE OF RESERVES TO FUND OPERATIONS


Free Cash Used to Fund Captial





Successes

- **Pay-As-You-Throw**
- **Health Insurance Budget**
- **Stabilization**
- **Percy Walker Pool**



Sources of Revenue

1. Property Tax

↓ Property Values Down 4.27%

2. Local/State Aid

**↓ Projected State Aid Down
3.75%**

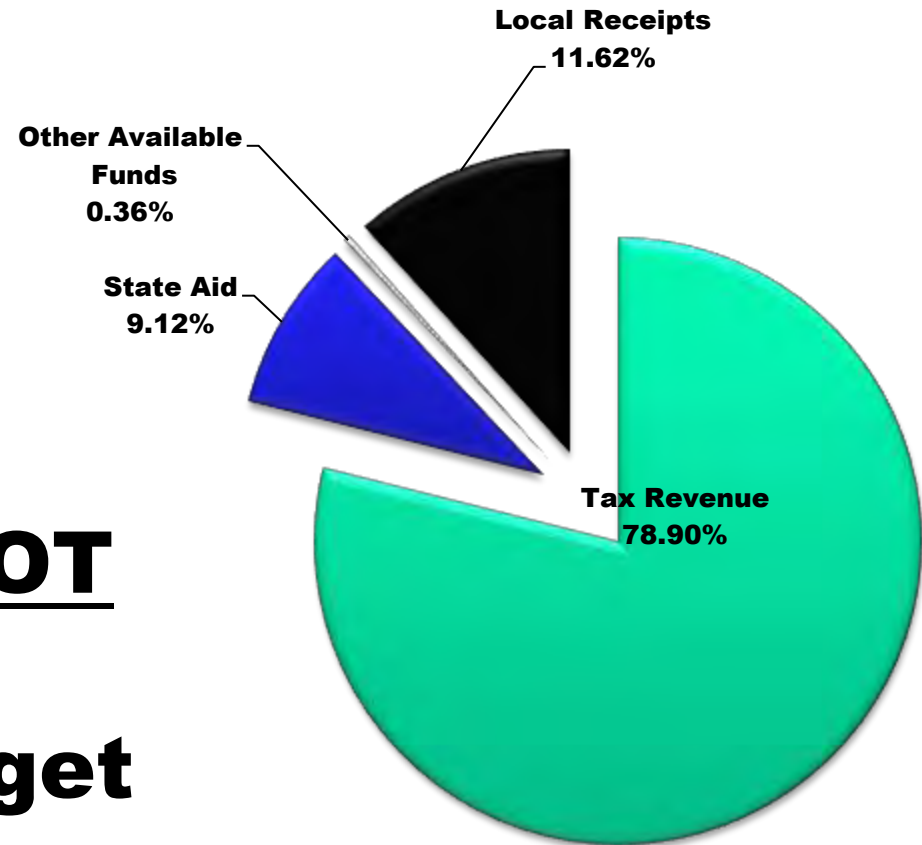
3. Local Receipts

→ Moderate

Free Cash

→ Free Cash Will NOT
Be Used to
Balance the Budget

→ Free Cash Will Fund
the Capital Plan



Taxation

1. Tax Base

- AKA Prior Years' Levy Limit

2. Prop 2 1/2%

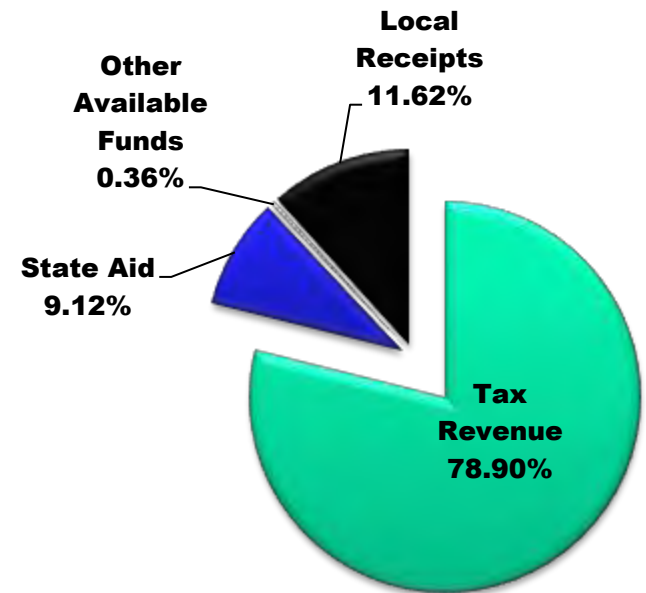
- Allowable Automatic Increase Over Last Year

3. New Growth

- Increase Levy Limit to Reflect Renovation/Construction

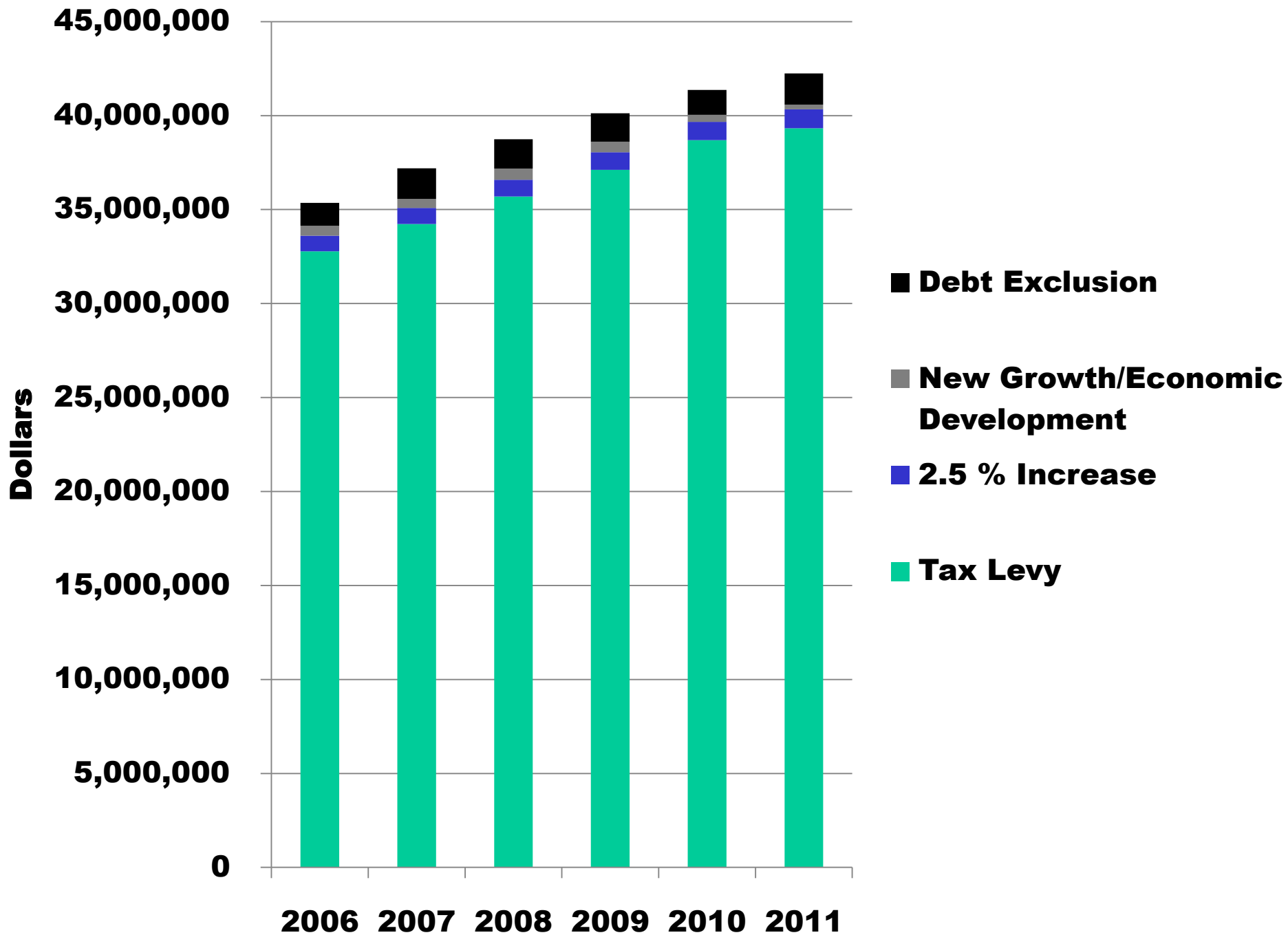
4. Capital/Debt Exclusion

- Temporary Additional Taxing Capacity



Tax Revenue Comparison

	Fiscal Year 2011	Fiscal Year 2012	% Change
Tax Levy	40,050,300	41,306,011	3.14%
2.5 % Increase	1,001,257	1,032,650	3.14%
New Growth	254,454	254,454	0%
Debt Exclusion	1,663,008	1,771,255	6.51%
Total Tax Revenue	42,246,327	44,292,055	4.84%



State Aid

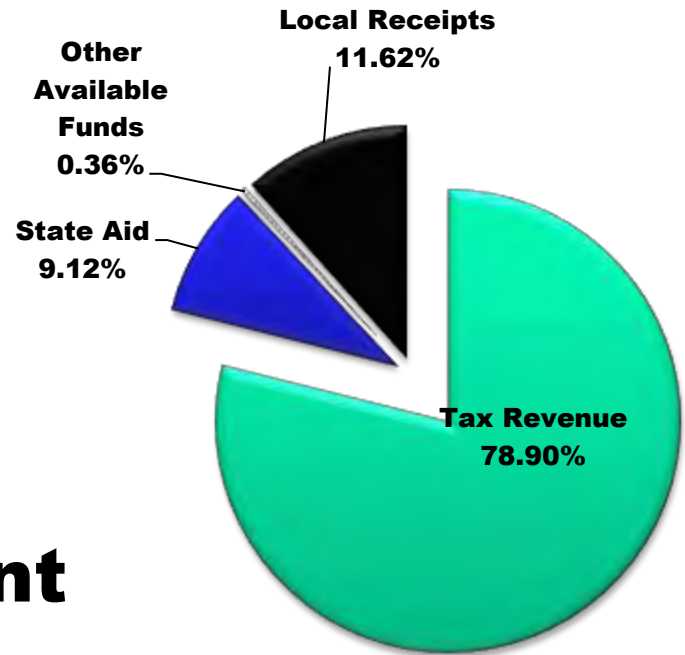
↓ **FY12 \$5,118,505**

↓ **3.75% Less Than Current
Anticipated Payment**

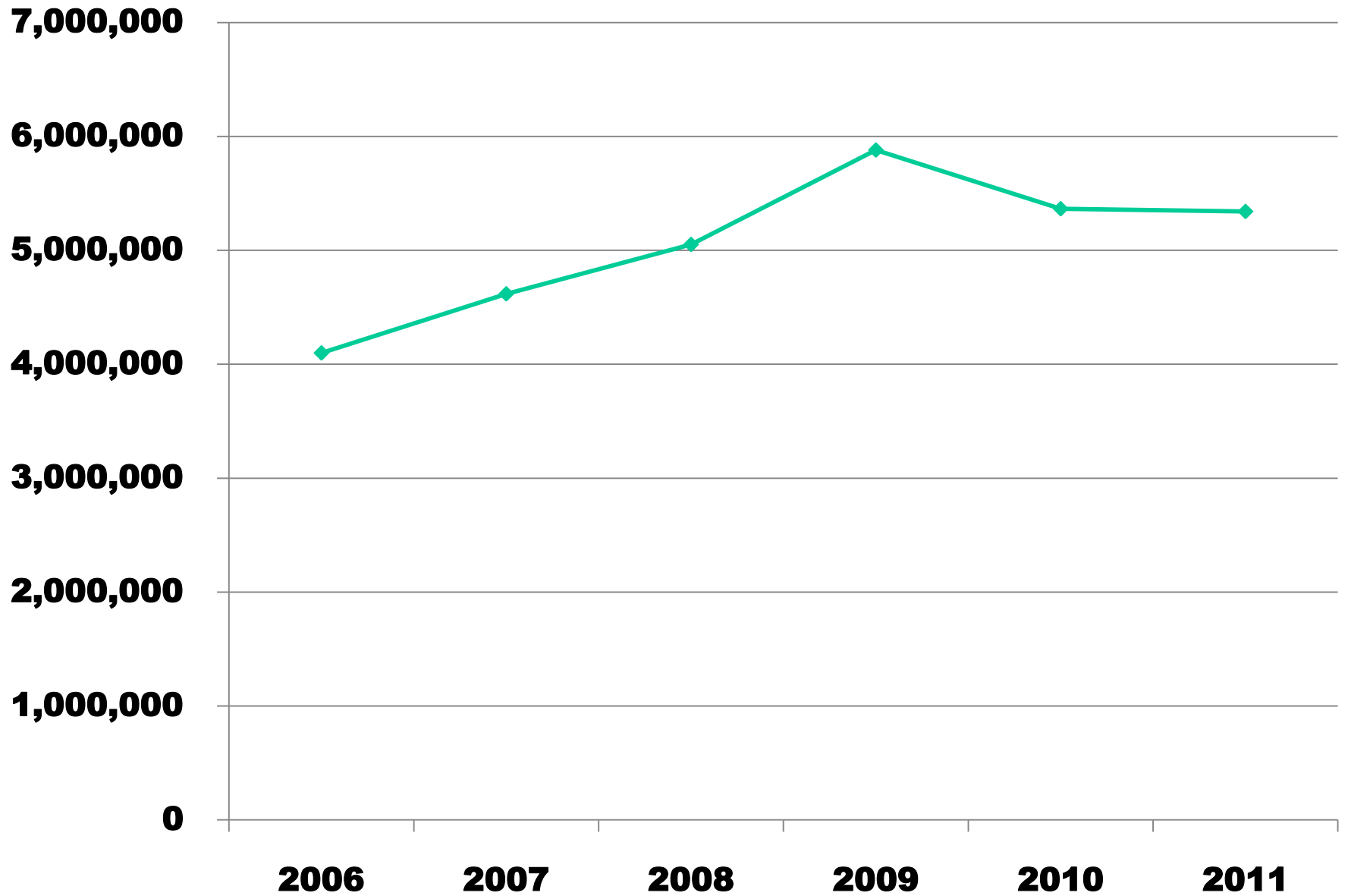
↓ **Cut in Chapter 70**

↓ **Cut in Lottery Aid**

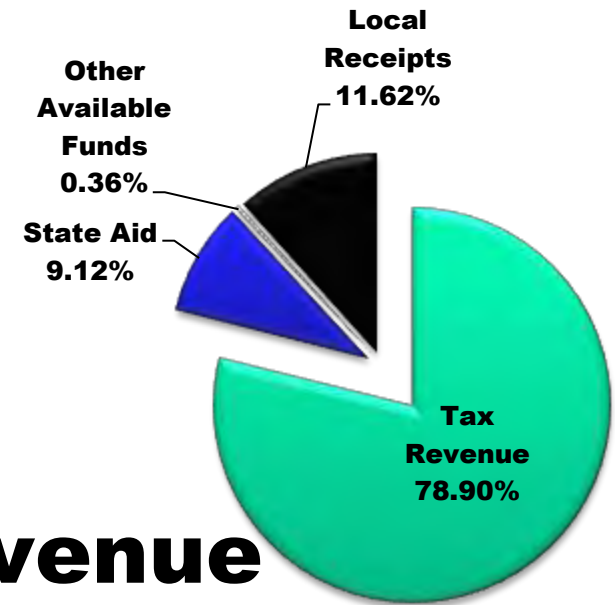
→ **Police Career Incentive Funds**



State Aid



Local Receipts



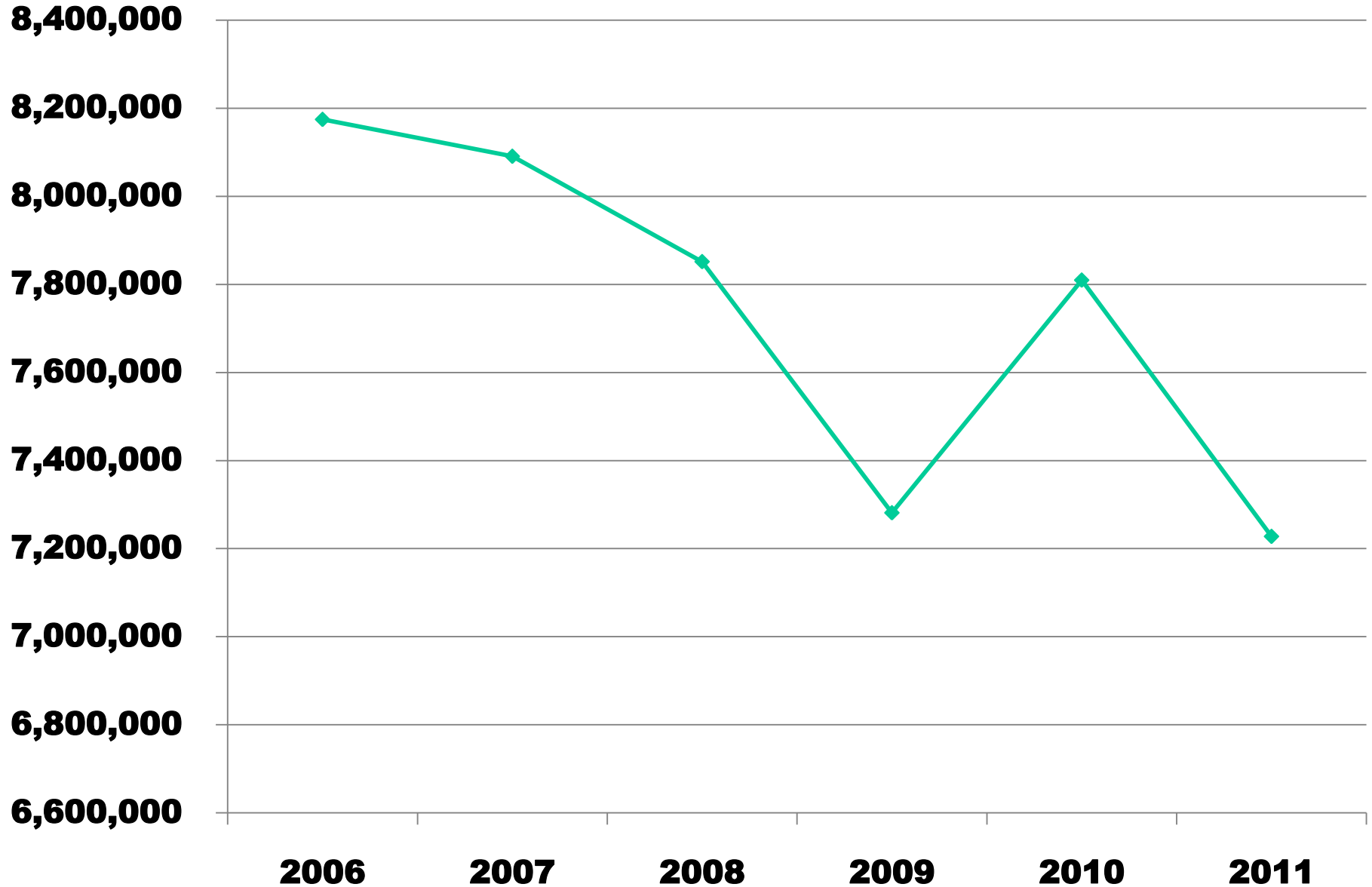
→ **Comprise 11.6% of Revenue**

↓ **Motor Vehicle Excise
Projected Down 2.5%**

→ **Licenses/Permits Level**

→ **Plymouth Crematory Level**

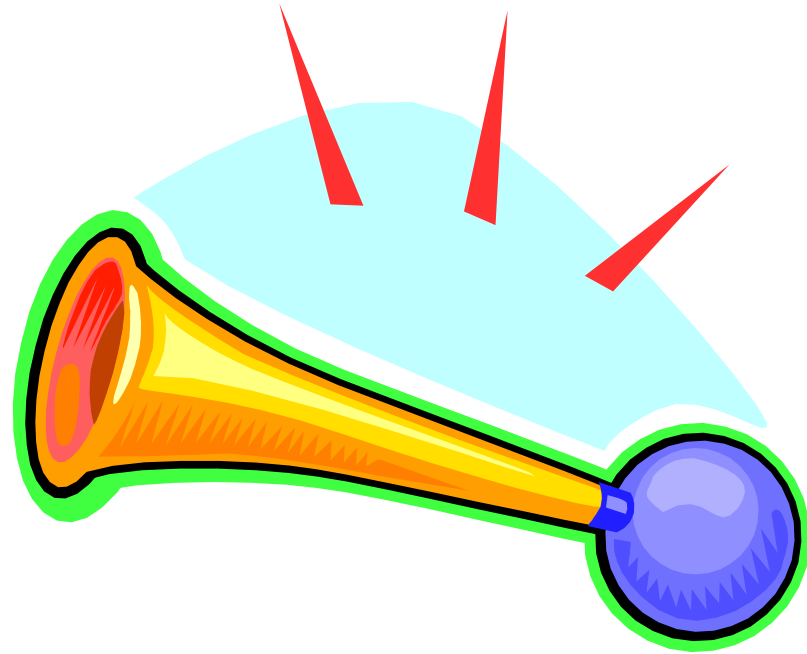
Local Receipts



Expense Comparison

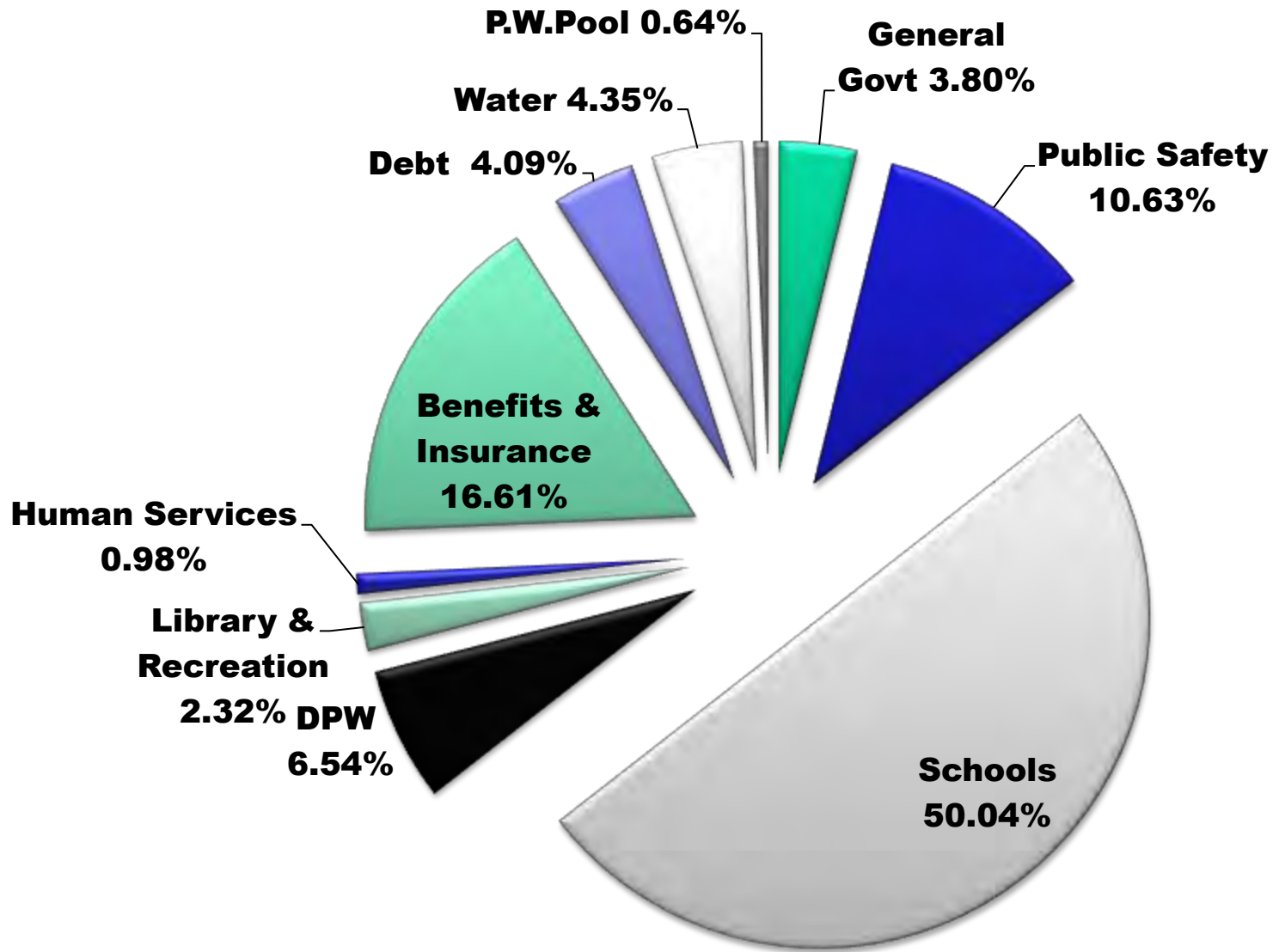
EXPENSES	FY11 BUDGET	FY12 DEPT REQ	Town Mgr Recommend	% Change	Dollar Change
General Government	2,049,562	2,213,856	2,196,513	7.2%	146,951
Public Safety	5,796,564	6,378,669	6,151,397	6.1%	354,833
Education	27,946,458	29,308,500	28,946,458	3.6%	1,000,000
Public Works	3,763,664	3,810,195	3,782,287	.5%	18,623
Library & Recreation	1,329,732	1,331,002	1,339,447	.7%	9,715
Human Services	509,519	527,666	565,597	11.0%	56,078
Shared Costs	10,200,274	9,873,721	9,610,311	(5.8%)	(589,963)
Debt Service	<u>2,425,179</u>	<u>2,364,325</u>	<u>2,364,325</u>	<u>(2.5%)</u>	<u>(60,854)</u>
SUB-TOTAL OPERATING	54,020,952	55,807,934	54,956,335	1.7%	935,383

FY12 Budget Success

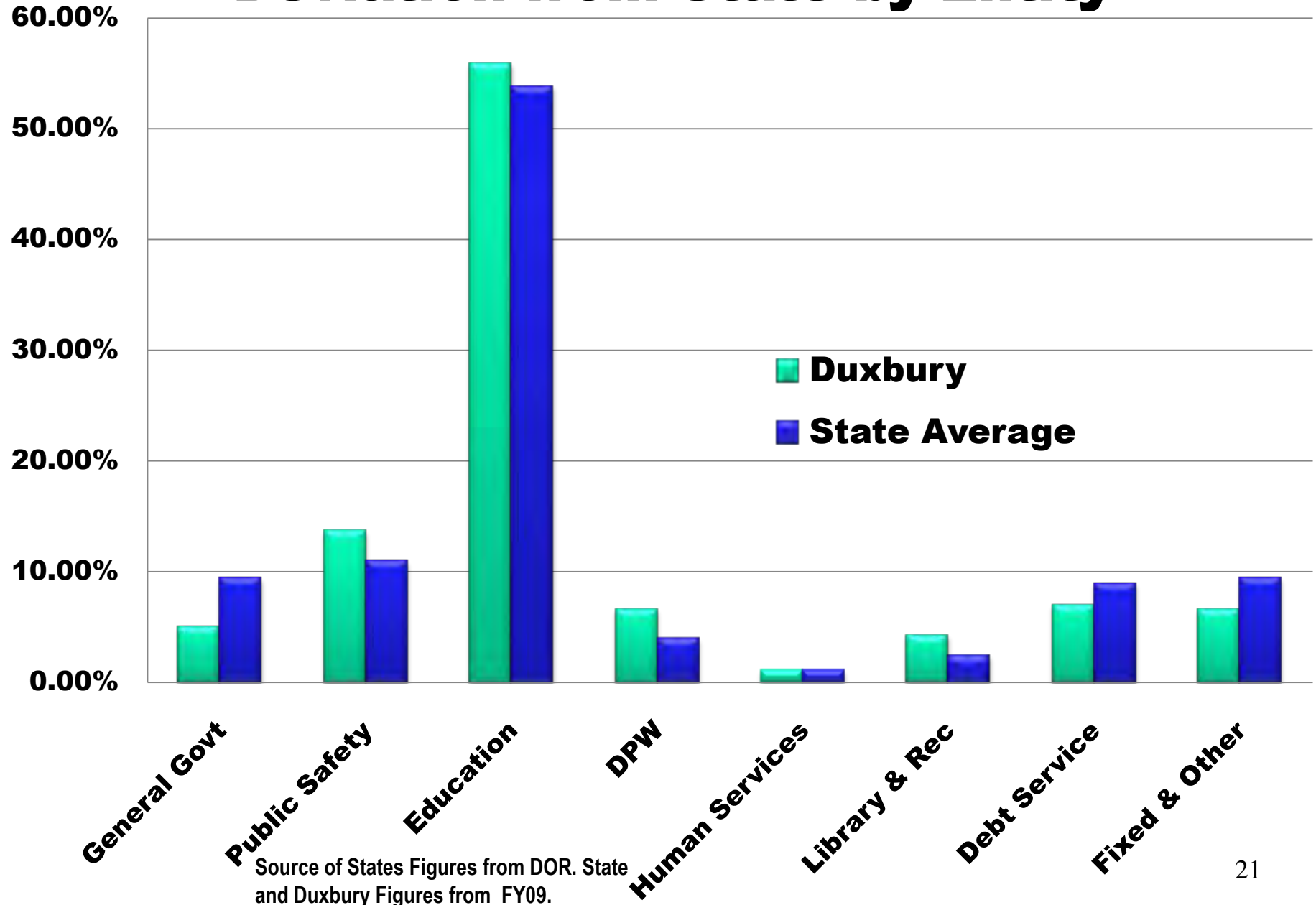


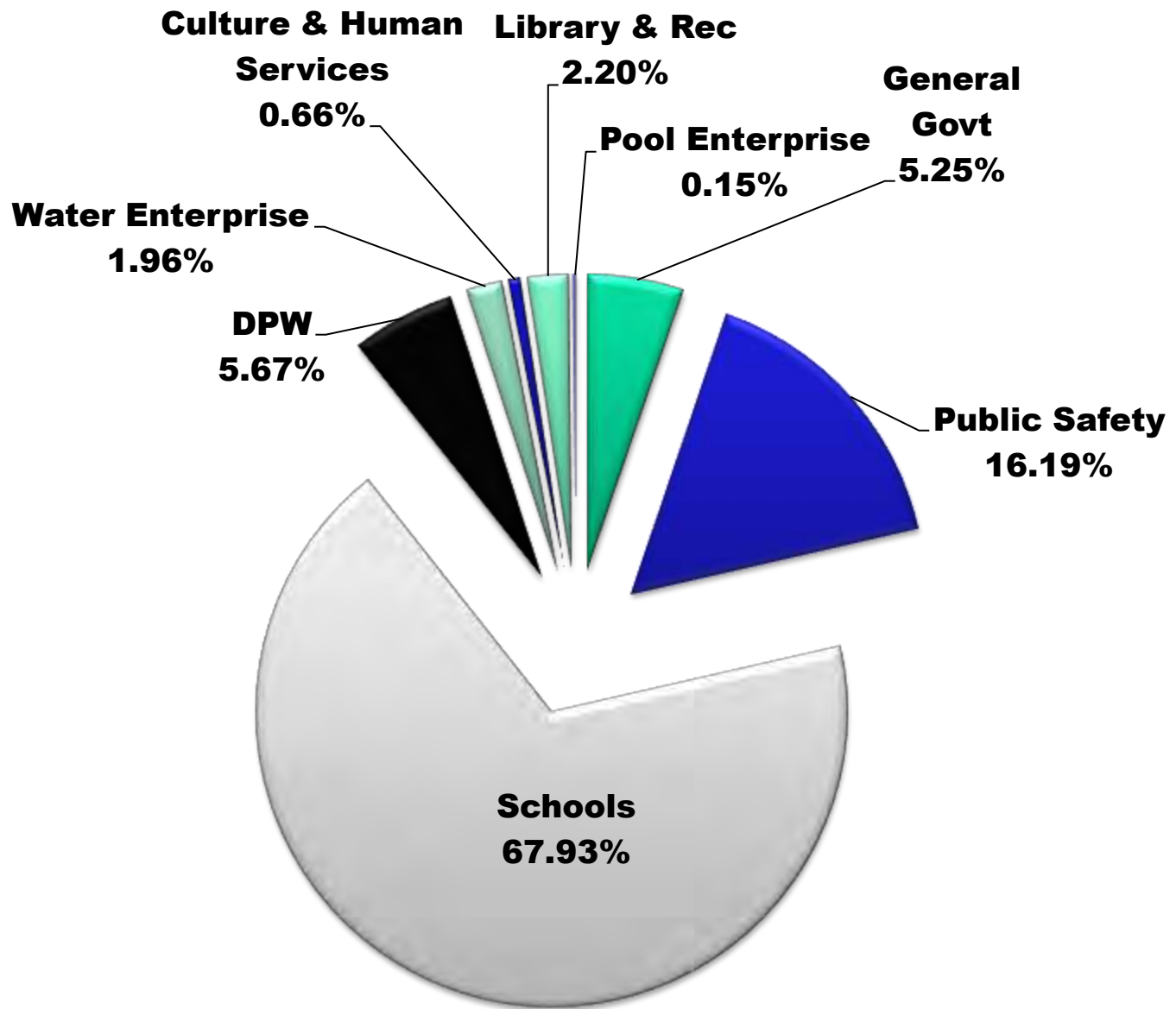
- **Fund Classification/Compensation Study**
- **Fund Union Contracts without Layoffs**
- **233% Increase Over School FY11 Increase**
- **Minimal Increase to Health Insurance**

Direct Costs



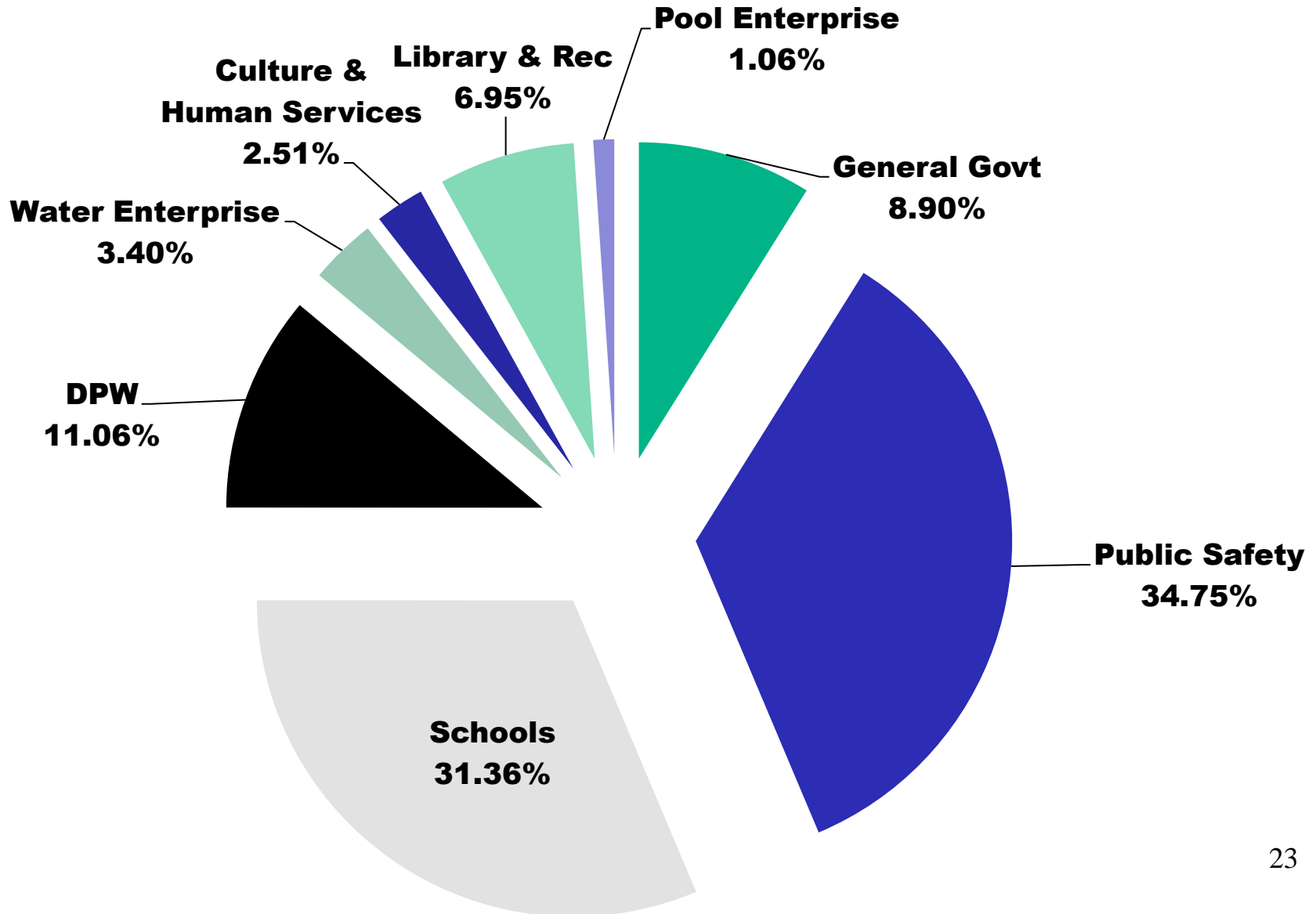
Deviation from State by Entity

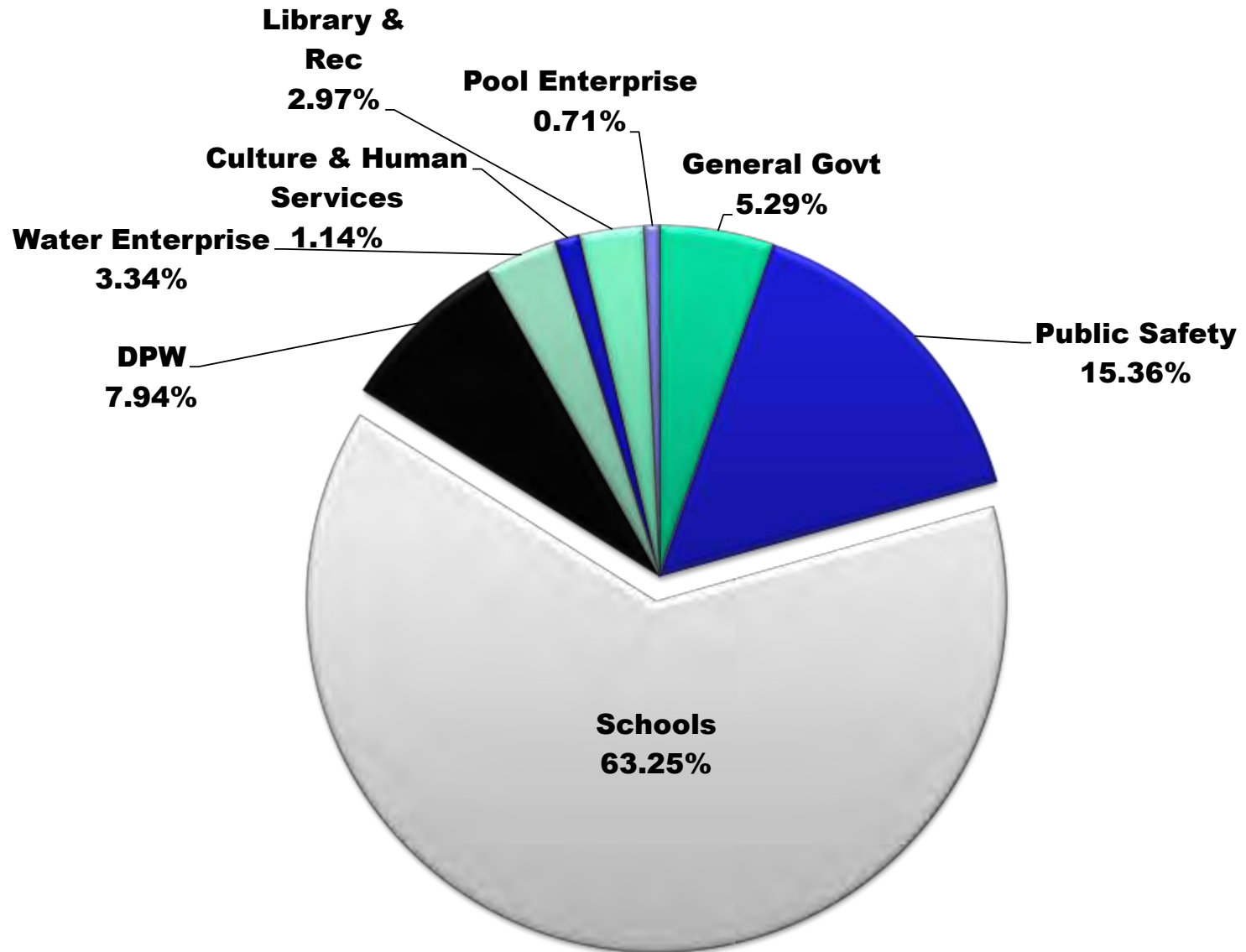




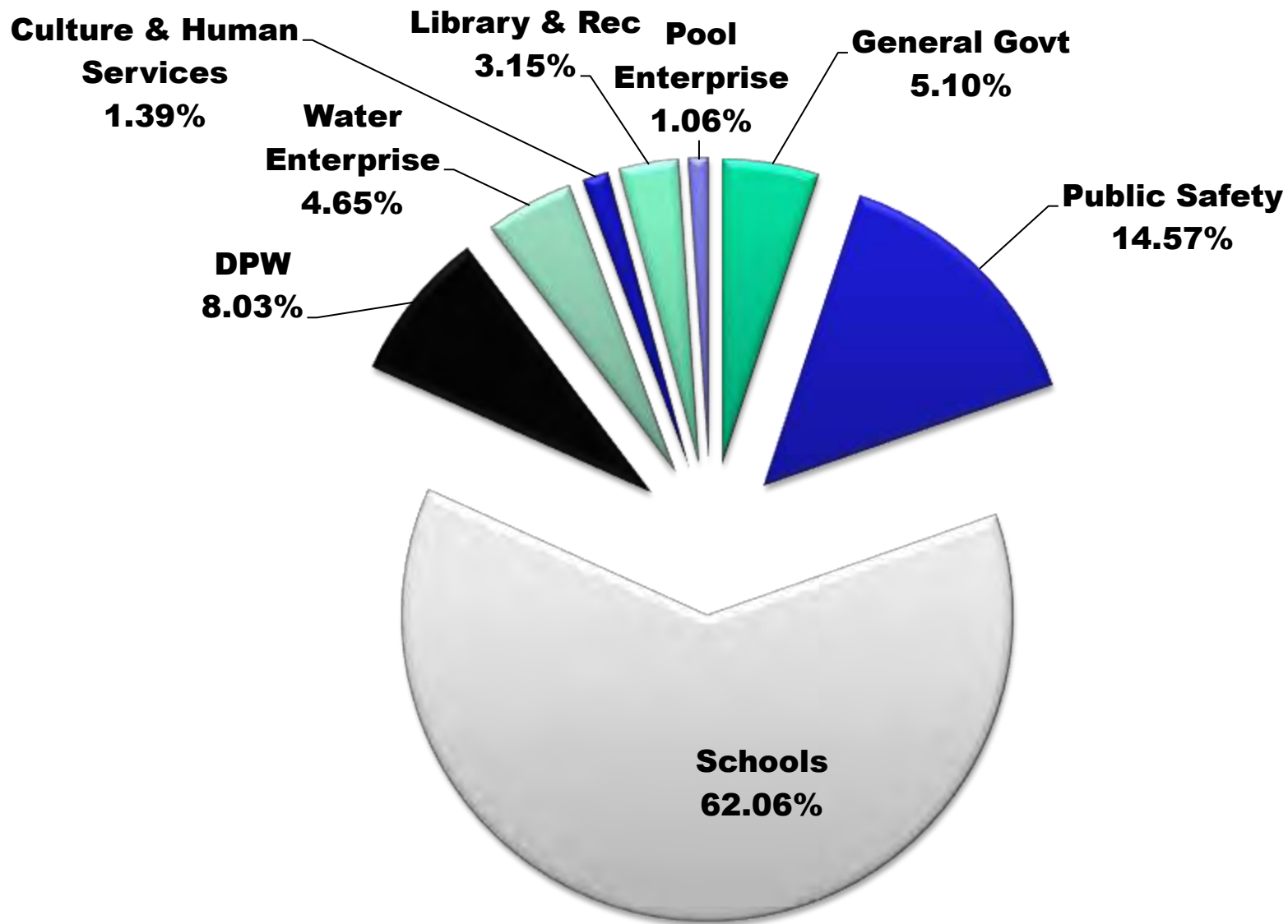
Health Insurance

Shared Pension Expense





Direct & Shared Costs



Direct & Shared Costs Including Debt Services

Article 5: FY 2012 Operating Budget

	FY 10 ACTUAL	FY 11 BUDGET	FY 12 DEPT REQ	FY 12 FIN DIR	FY 12 TN MGR	FY 12 FIN COMM
GENERAL GOVERNMENT						
113 - Town Meeting						
Expenses	3,420	4,300	3,600	3,600	3,600	3,600
Total	3,420	4,300	3,600	3,600	3,600	3,600
114 - Moderator						
Salaries	30	40	40	40	40	40
Total	30	40	40	40	40	40
119 - Cable TV Advisory Committee						
Expenses	80	0	0	0	0	0
Total	80	0	0	0	0	0
122 - Selectman/Manager						
Salaries	239,403	236,109	242,700	247,859	247,859	247,859
Expenses	19,270	15,330	19,200	19,200	19,200	19,200
Total	258,673	251,439	261,900	267,059	267,059	267,059
129 - Historical Commission						
Expenses	207	200	200	200	200	200
Total	207	200	200	200	200	200
131- Finance Committee						
Expenses	400	450	500	500	500	500
Total	400	450	500	500	500	500
133 - Finance Director						
Salaries	93,125	90,500	93,125	97,625	97,625	97,625
Expenses	2,663	2,000	2,075	2,675	2,675	2,675
Total	95,188	92,500	95,200	100,300	100,300	100,300

**PLEASE REFER
TO
TOWN MEETING WARRANT FOR:**

ARTICLE 5 - Operating Budget

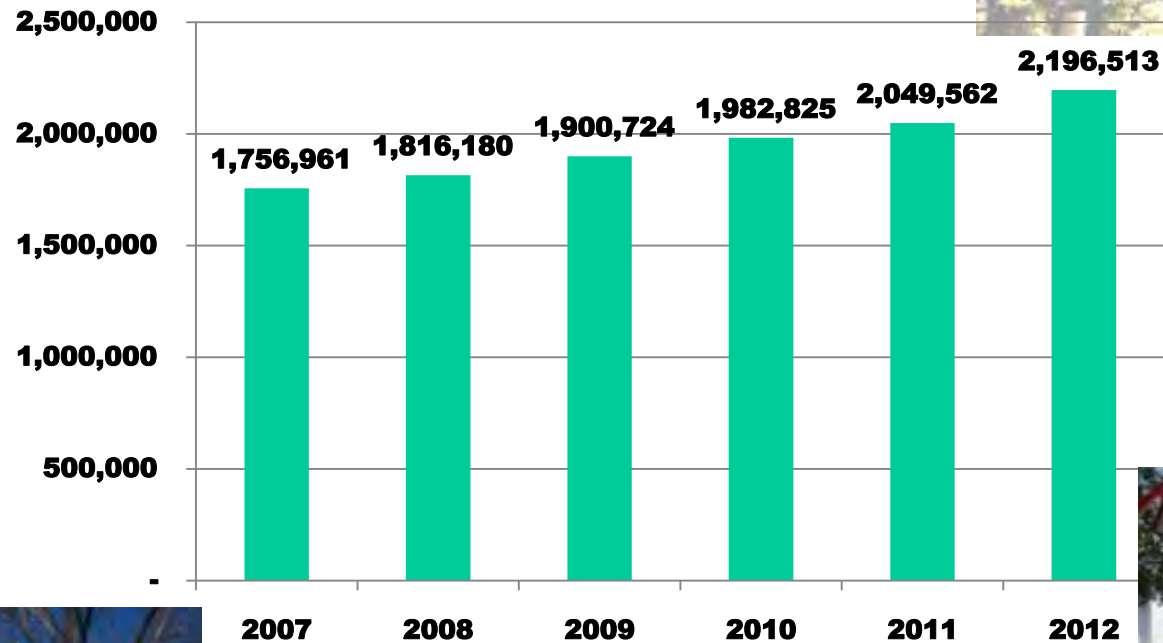
Page 8 - 29

ARTICLE 6 - Capital Budget

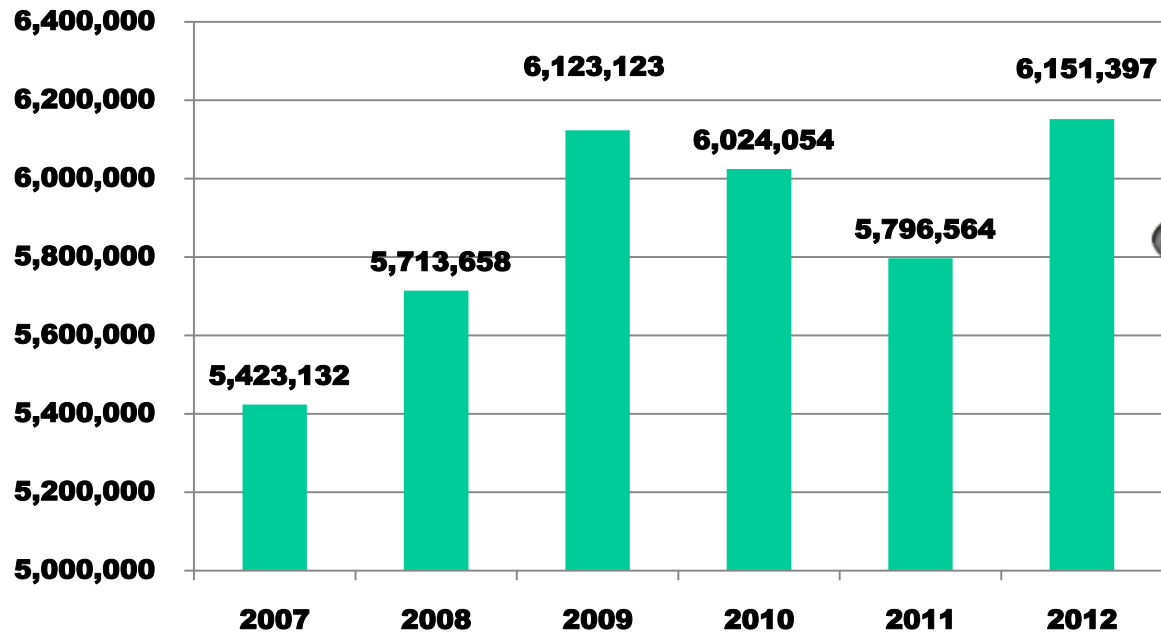
Page 21 - 24



General Government

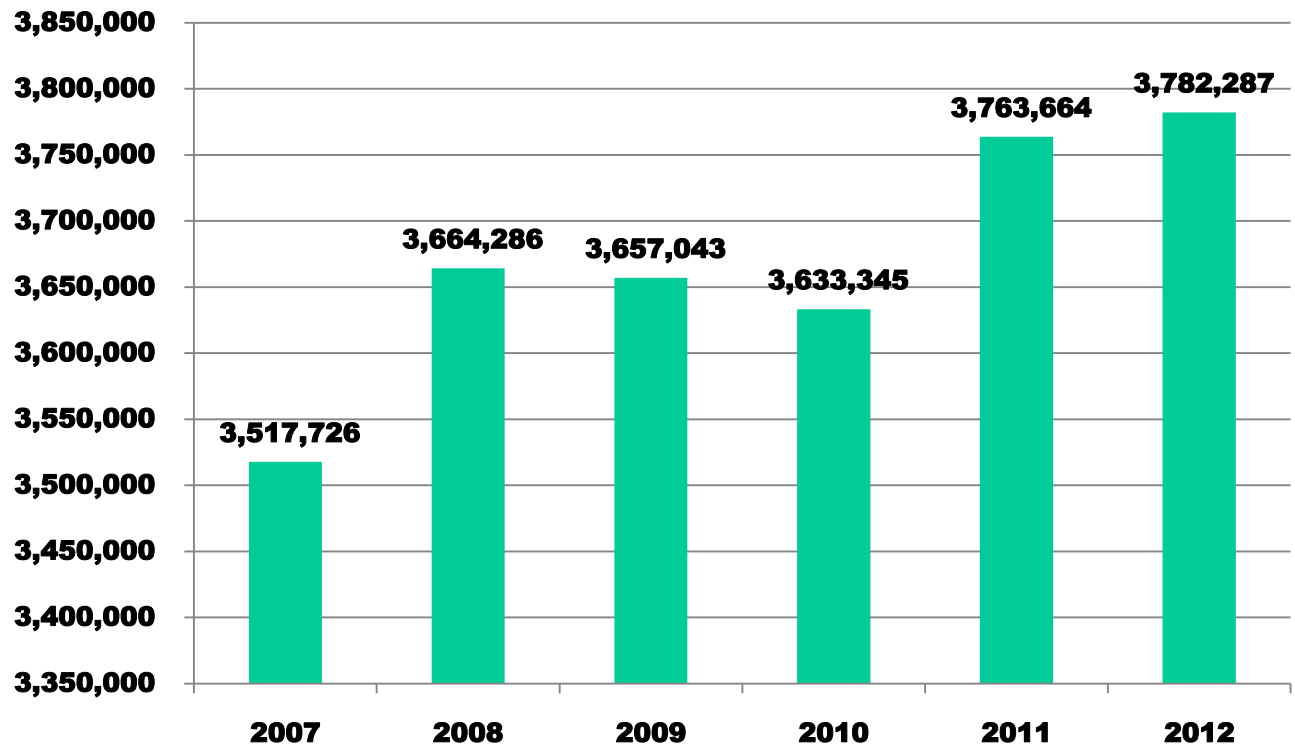


Public Safety



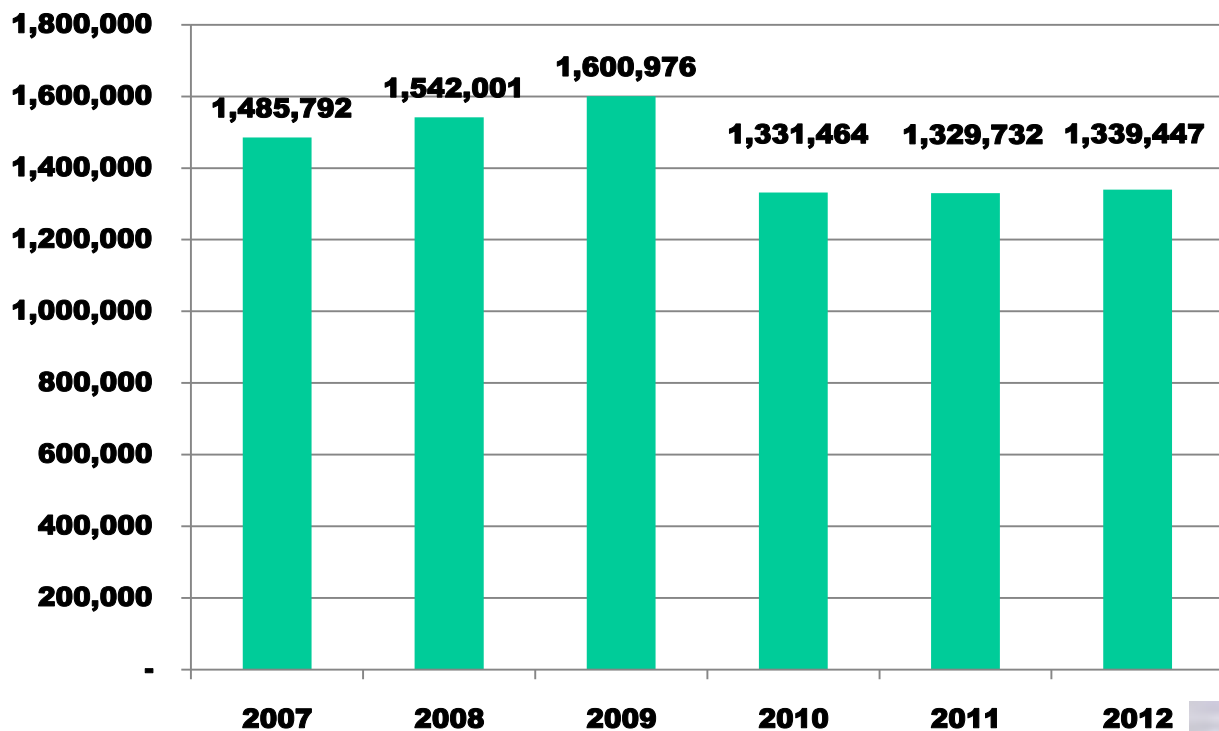


Public Works

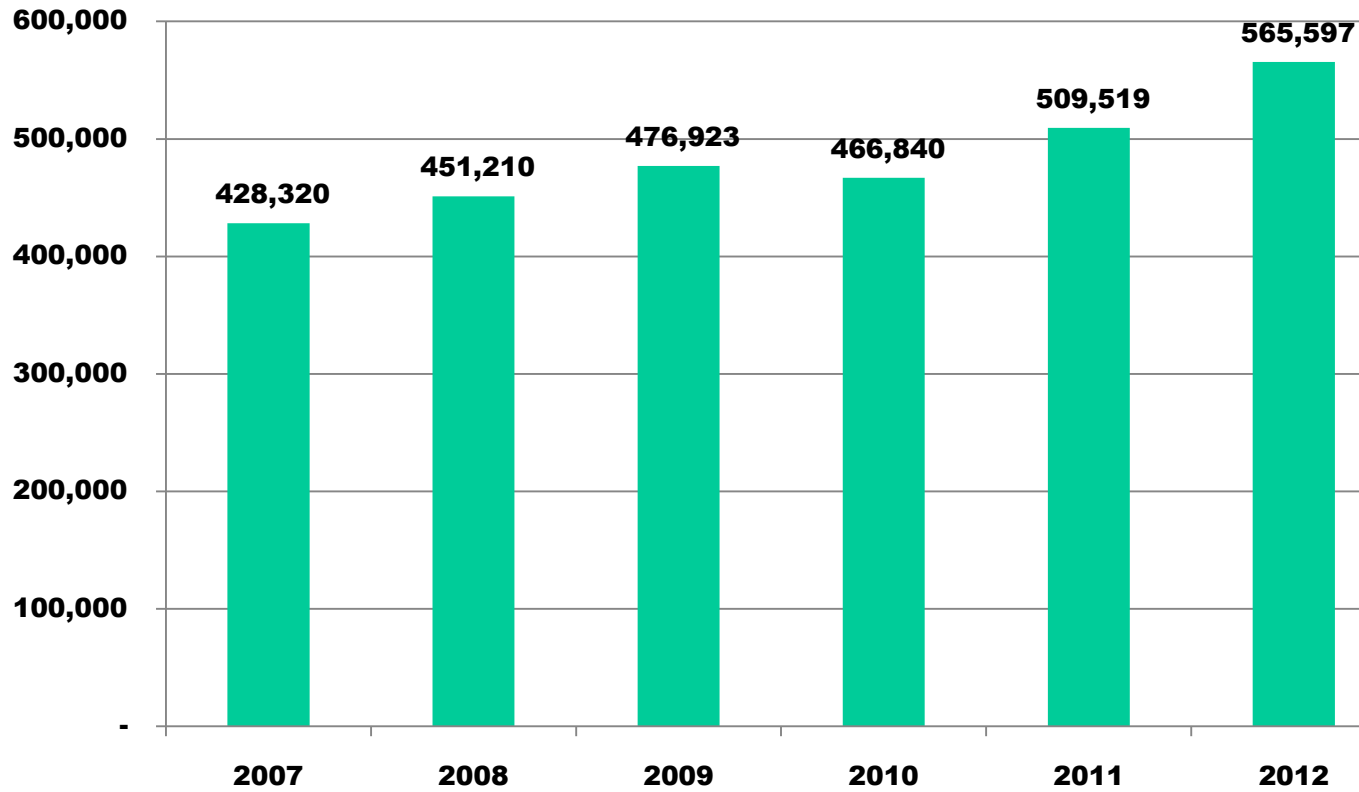




Library & Recreation

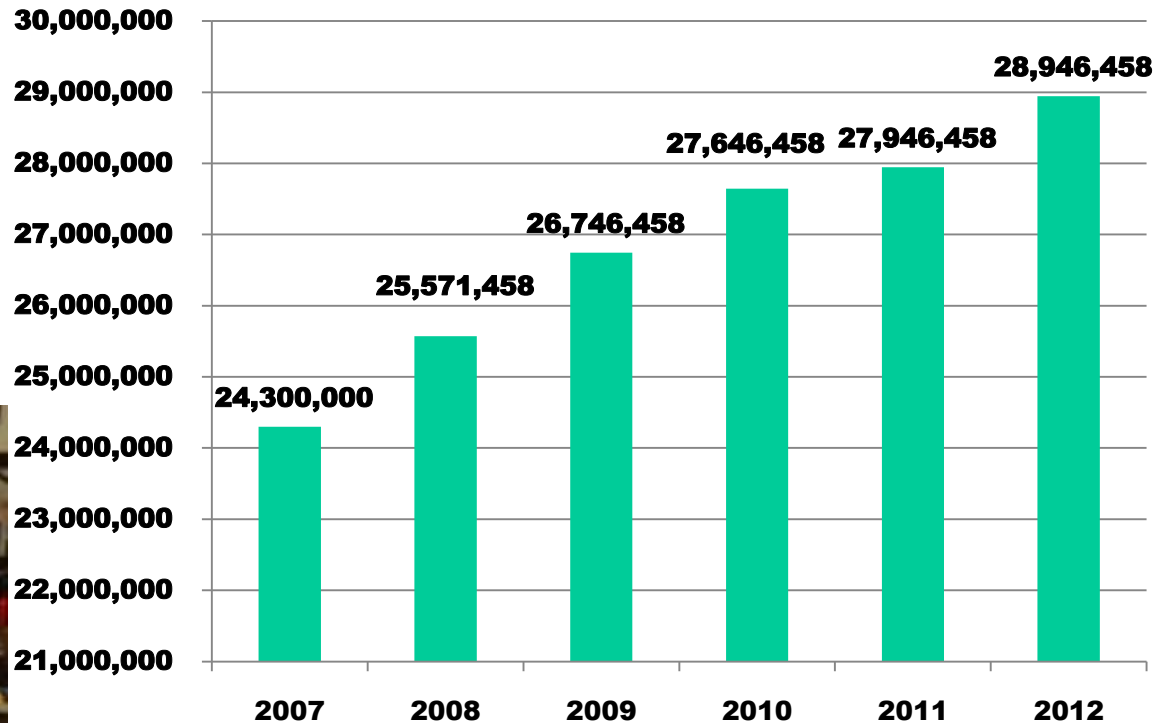


Human Services



Duxbury Schools

\$28,946,458
\$1,000,000
Increase



Town and School Shared Costs/Employee Benefits

Health Insurance

- **Since FY07 Average Increase 1.03%**
- **Level Funded FY11 to FY12**
- **Industry-Wide Estimates 10% - 14%**

Pension Plymouth County Retirement

- **Since FY07 Average Increase 10.69%**
- **3% Increase FY11 to FY12**
- **Utilize Pension Reserve Fund to Offset Cost**
- **Payment in July to Save Interest Cost**

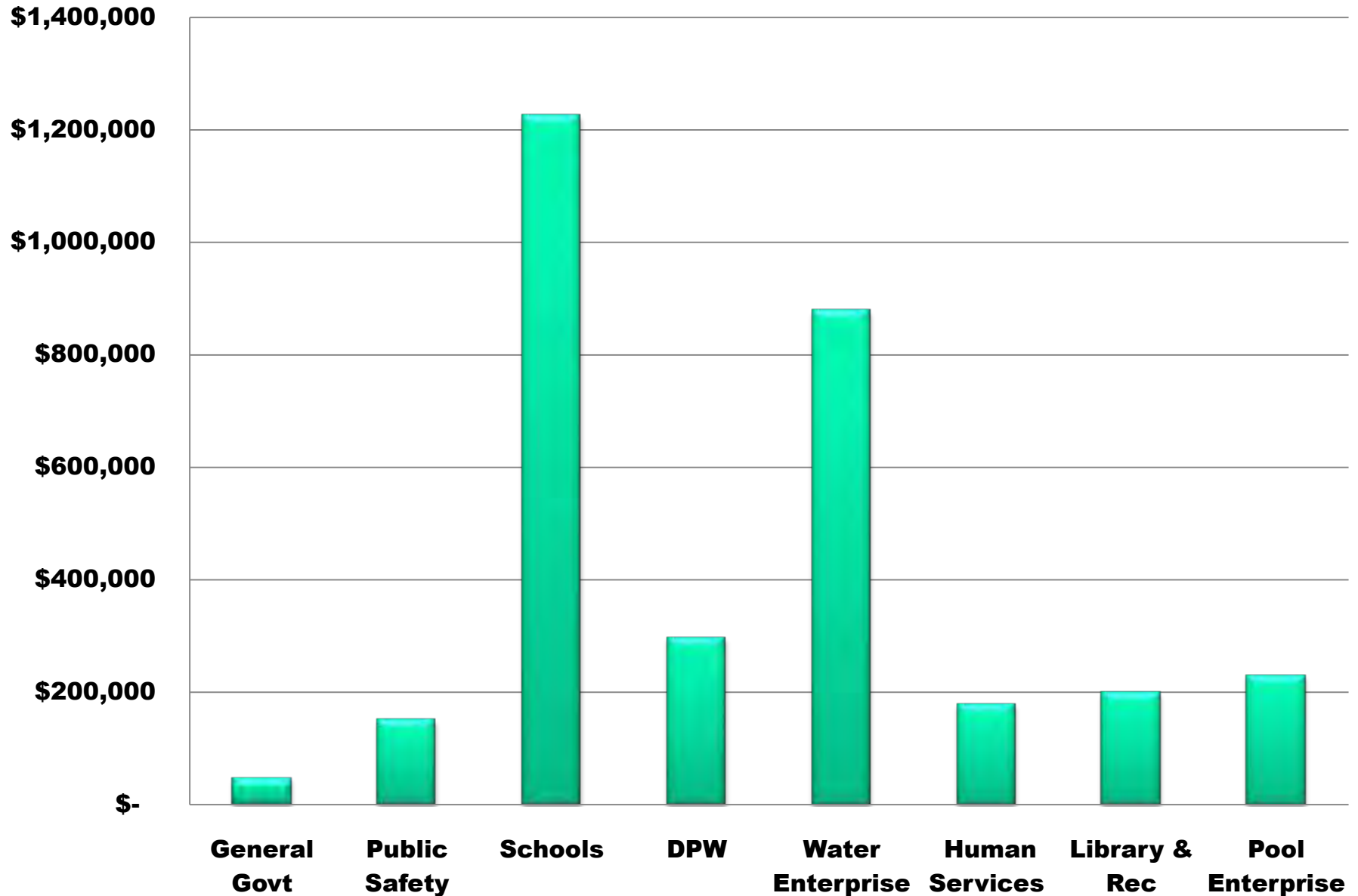
Outstanding Debt

As of 6/30/10 \$22,304,618

- Levy Limit Outstanding Debt
\$ 3,249,047
- Water Enterprise Fund Outstanding Debt
\$ 6,160,149
- Voter Authorized Outstanding Debt
\$12, 895,422

As of 6/30/20 \$3,814,406

Debt Service by Entity



Article 6 Capital Projects General Government

Fiscal 2012 Request	Town Manager Recommends
------------------------------------	--

New CAD/RMS Software

Police/Fire

140,895

140,895

General Government Total

\$140,895

\$140,895

Article 6 Capital Projects **Public Safety**

**Fiscal
2012
Request** **Town
Manager
Recommends**

Video Security Camera	Police	12,414	12,414
Collision/Crime Scene Software	Police	14,038	0
Refurbish 1992 Rescue/Dive Truck	Fire	20,000	20,000
Turnout Gear (5 Sets)	Fire	12,000	12,000
SCBA Bottles	Fire	9,600	9,600
Replace 2004 4x4 Truck	Harbormaster	33,811	33,811
Replace 2005 Patrol Vehicle	Harbormaster	33,811	0
Automated External Defibrillators (2)	Harbormaster	4,100	4,100
Thermal Imaging Camera	Harbormaster	2,400	2,400
Portable Radios	Harbormaster	1,942	1,942
Public Safety Total		\$144,116.00	\$96,267.00

Article 6 Capital Projects

Department of Public Works

**Fiscal
2012
Request**

**Town
Manager
Recommends**

Repair/Paint Town Hall Exterior	Central Building	35,000	35,000
Organize Town Hall Archives	Central Building	20,000	20,000
Replace 2000 Toro Grounds Master	Lands Nat Res	87,500	87,500
Replace 1999 Chevy Blazer	Lands Nat Res	27,000	0
Replace 2004 1/2 Ton Truck Pick-up Truck H-20	Lands Nat Res	27,000	27,000
Replace 2002 3/4 Ton Pick-up Truck H-29	Lands Nat Res	35,000	35,000
Replace 4WD Pick-up Truck with Cap	Animal Control	23,000	23,000
Replace Fuel Pumps/Add Canopy	Fuel Depot	61,500	0
DPW Facility Feasibility Study	DPW Admin Vehicle	75,000	0
Utility Truck	Maintenance	31,594	0
Replace 2000 6 Wheel Dump Truck H-19	Highway	161,000	161,000
Repalce 2000 6 Wheel Dump Truck H-14	Highway	161,000	161,000
Replace 1997 Skid Steer Bob Cat Tracktor	Highway	79,150	0
DPW Total		\$823,744.00	\$549,500.00

Article 6 Capital Projects Human Resources

Fiscal 2012 Request	Town Manager Recommends
------------------------------------	--

Replace Couches & Chairs

COA

7,000

7,000

Human Resources Total

\$7,000

\$7,000

Article 6 Capital Projects Library & Recreation

Fiscal 2012 Request	Town Manager Recommends
---------------------------	-------------------------------

Replace Workstations (5)	Library	4,000	4,000
Replace Carpet	Library	2,000	2,000
Repair Tarkiln Tennis Courts	Recreation	15,000	15,000
Repair Wadsworth Tennis Courts	Recreation North Hill	15,000	15,000
Repair/Replace Ladies Tees	Golf Course North Hill	15,000	15,000
Repair Sand Traps	Golf Course	25,000	25,000
Library & Rec Total		\$76,000	\$76,000

Article 6 Capital Projects School Department

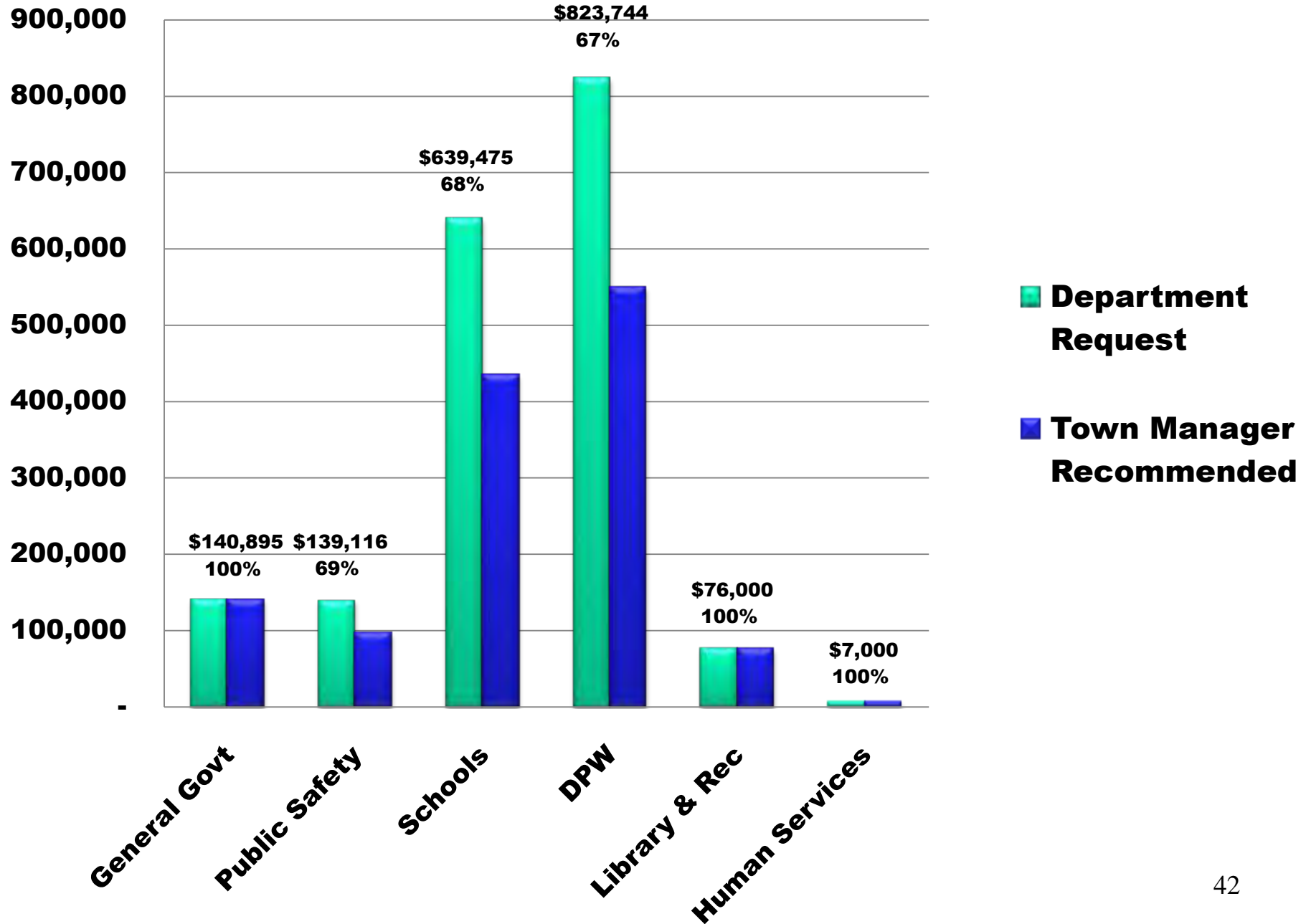
Fiscal 2012 Request

Town Manager Recommends

Network Upgrades - System Wide	Schools	15,000	15,000
Wireless Technology Phase II – DHS	Schools	15,000	15,000
Replace Computers - System Wide	Schools	80,800	80,800
Replace Printers - System Wide	Schools	36,000	36,000
Mobile Class Computer System - System Wide	Schools	83,200	83,200
Smartboards	Schools	35,200	35,200
Construct/Renovate Classrooms	Schools	55,000	35,000
White Marker Boards	Schools	19,200	10,000
Alden School Lighting Upgrade	Schools	124,075	124,075
Carpet Replacement	Schools	15,000	0
Video Security System	Schools	23,000	0
Chandler Gym Floor Replacement	Schools	60,000	0
New Classrooms & Furniture	Schools	5,000	0
Replace Classroom Furniture	Schools	3,500	0
Cafeteria Tables	Schools	15,000	0
Window Blinds – DHS	Schools	12,500	0
Good Knight Theater Risers	Schools	32,000	0
Musical Instruments	Schools	10000	0

School Department Total	\$823,744.00	\$549,500.00
------------------------------------	---------------------	---------------------

Departmental Request vs TM Recommended



FY12 Capital Funding

- **Free Cash \$1.25 Million**
- **Tax Levy \$55,456**
- **Debt Exclusion**
 - **Fire Station**
 - **Police Station**
 - **School Design**

Explanation Debt Exclusion

- **Town Meeting votes by a two-thirds majority, to approve the borrowing authority necessary to fund the projects at this March Annual Town Meeting contingent on voter approval,**
- **The Board of Selectmen vote, by majority, to approve a ballot question allowing registered voters to vote approval/disapproval of the expenditure,**
- **A ballot question is presented to voters requiring a majority for approval.**



FY12



Water Enterprise Fund



Water Enterprise Expense Comparison

EXPENSES	FY11 BUDGET	FY12 DEPT REQ	Town Mgr Recommend	% Change	Dollar Change
Salaries	626,241	621,702	640,136	2.2%	13,895
Expenses	1,038,538	1,044,238	957,639	(7.8%)	(80,899)
Sub Total Operating	1,664,779	1,665,940	1,597,775	(4.0%)	(67,004)
Debt Service	944,526	917,628	917,628	(2.8%)	(26,898)
TOTAL	2,609,305	2,583,568	2,515,404	(3.7%)	(93,902)

Article 6 Capital Projects Water Enterprise Fund

Fiscal 2012 Request	Town Manager Recommends
------------------------------------	--

**Engineering - Underground
Injection Control Wells**

Water Enterprise

10,500

10,500

System Rehabilitation

Water Enterprise

150,000

150,000

Replace PCE Main Pipe

Water Enterprise

100,000

100,000

**Replace 2004 1/2 Ton
Truck Pick-up Truck W-6**

Water Enterprise

29,200

29,200

**Replace 2006 1/2 Ton
Truck Pick-up Truck W-1**

Water Enterprise

29,200

29,200

**Water Enterprise
Fund Total**

\$318,900

\$318,900



**FY12
Percy
Walker Pool
Enterprise
Fund**



Percy Walker Pool Enterprise

↑ Salary Increase	↓ Expense Decrease	↓ Total Decrease
17.7%	18.7%	1.5%
\$210,633	\$161,348	\$371,981



“It is important to understand the process and the analysis of outside forces that go into the decision making process.”

“This approach is what has given us a certain level of financial security and the continued AAA designation by Standard & Poor’s.”



Thank You!



<http://www.town.duxbury.ma.us>